

Coronavirus Disease 2019 (COVID-19) in Italy

Data as of March 15, 2020

22 512

cases of COVID-19

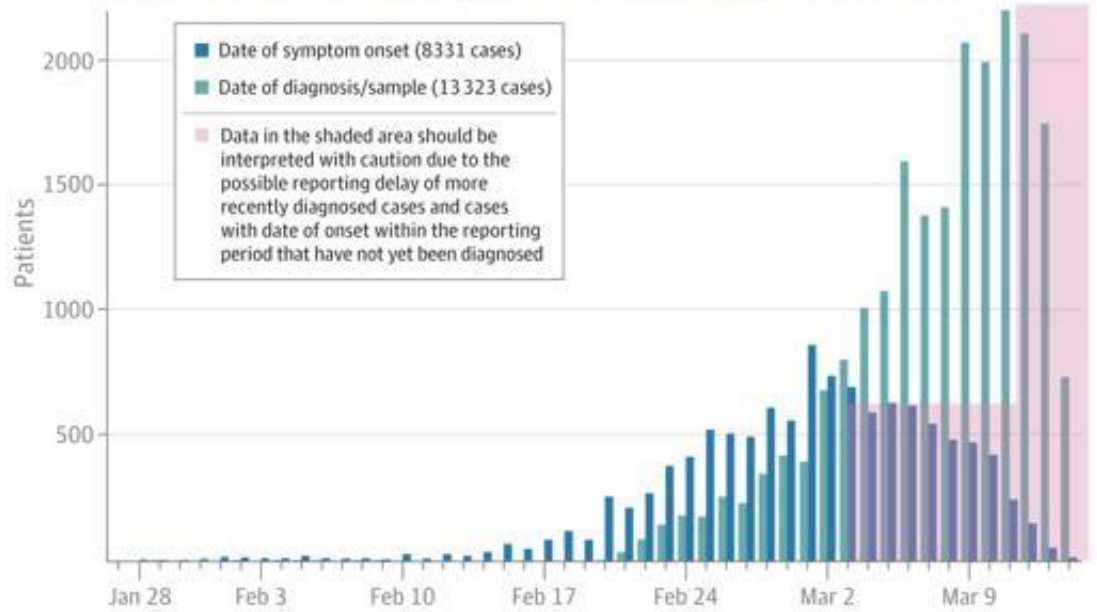
2026

cases of COVID-19 among health care workers

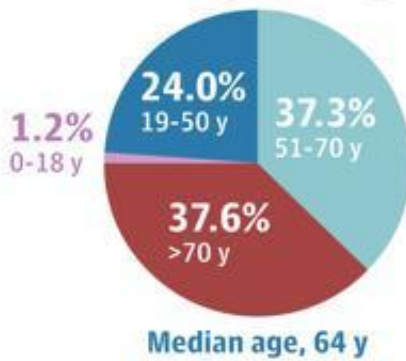
1625

deaths

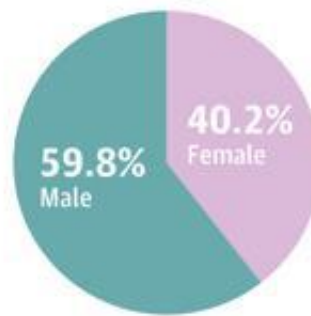
Timeline of COVID-19 symptom onset and diagnosis in 2020



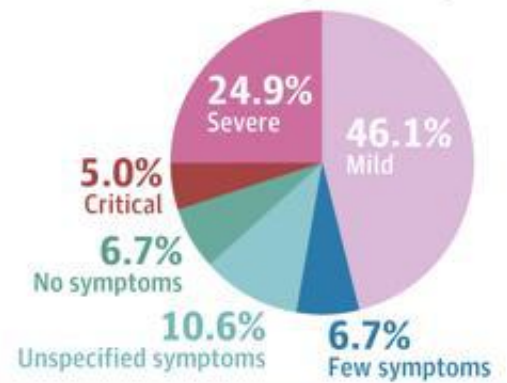
Cases by age range



Cases by sex

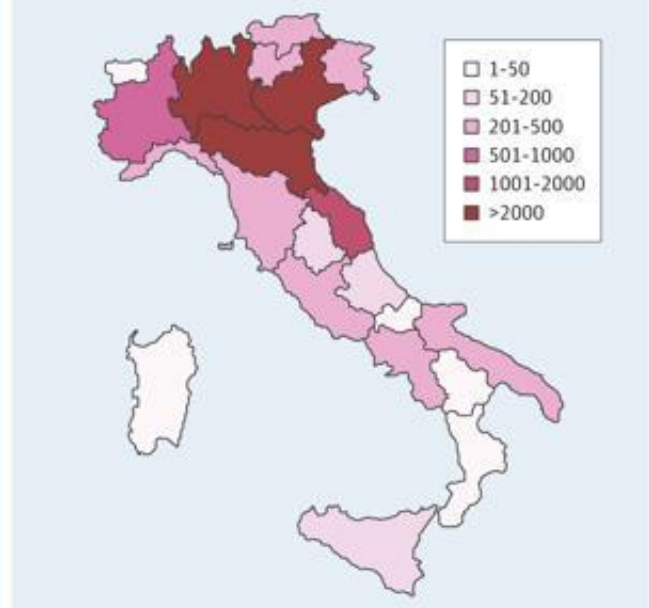


Cases by severity



Age, y	Deaths, No. (% of total)	Case-fatality rate, %
0-9	0	0
10-19	0	0
20-29	0	0
30-39	4 (0.25)	0.3
40-49	10 (0.62)	0.4
50-59	43 (2.65)	1.0
60-69	139 (8.55)	3.5
70-79	578 (35.57)	12.5
80-89	694 (42.71)	19.7
≥90	156 (9.6)	22.7
Not reported	1 (0.06)	0.6
Total	1625 (100)	7.2

Cases by region/province of diagnosis



Authors: Edward Livingston, MD;
Karen Bucher, MA, CMI

Sources: Adapted from the COVID-19 Task Force of the Department of Infectious Diseases and the IT Service Istituto Superiore di Sanità. <https://www.iss.it/infografiche>
Please cite as: JAMA. Published online March 17, 2020. doi:10.1001/jama.2020.4344



JAMA Network™